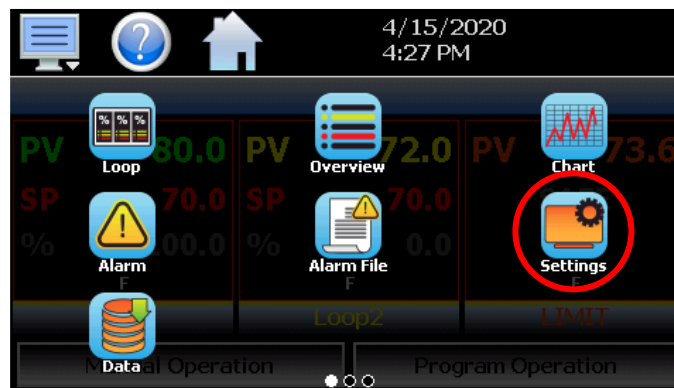


## EOC Alarm Indicator

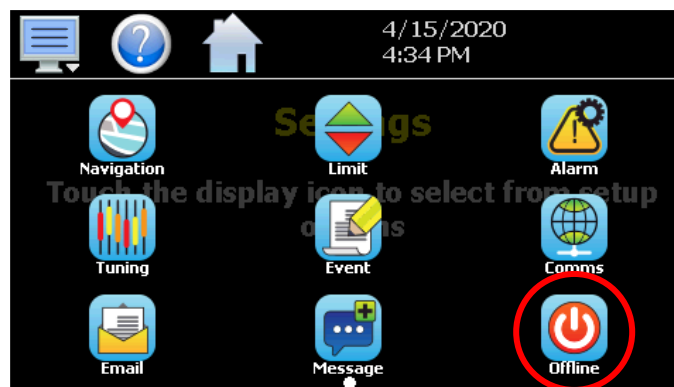
Enabling the on-screen End of Cycle Alarm horn and indicator.



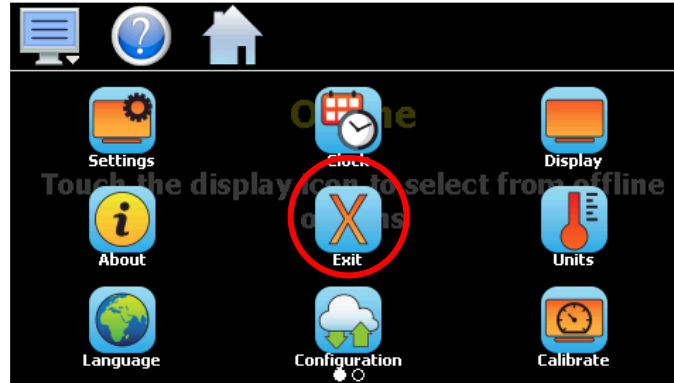
1. From the runtime application, press the “Home” icon to make sure you are on the main view.
2. Press the monitor icon in the top left corner and press the Settings icon.



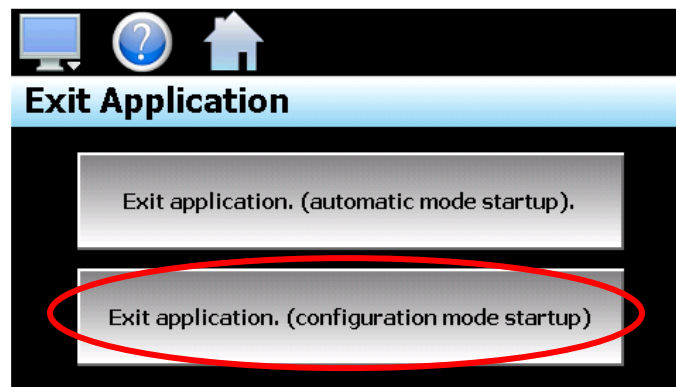
3. From Settings, press the monitor icon in the top left corner and press the Offline icon.



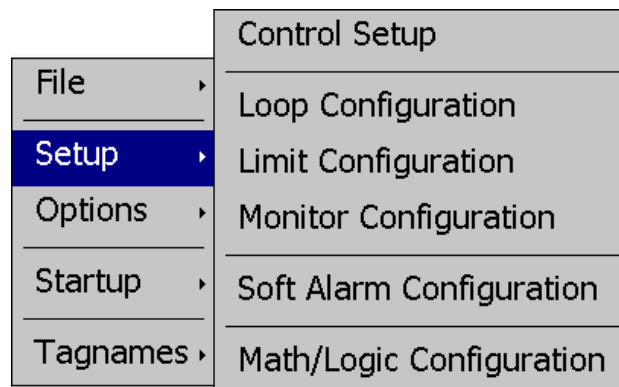
4. Press “Yes” at the prompt to go offline.
5. Press the monitor icon in the top left corner and press the Exit icon.



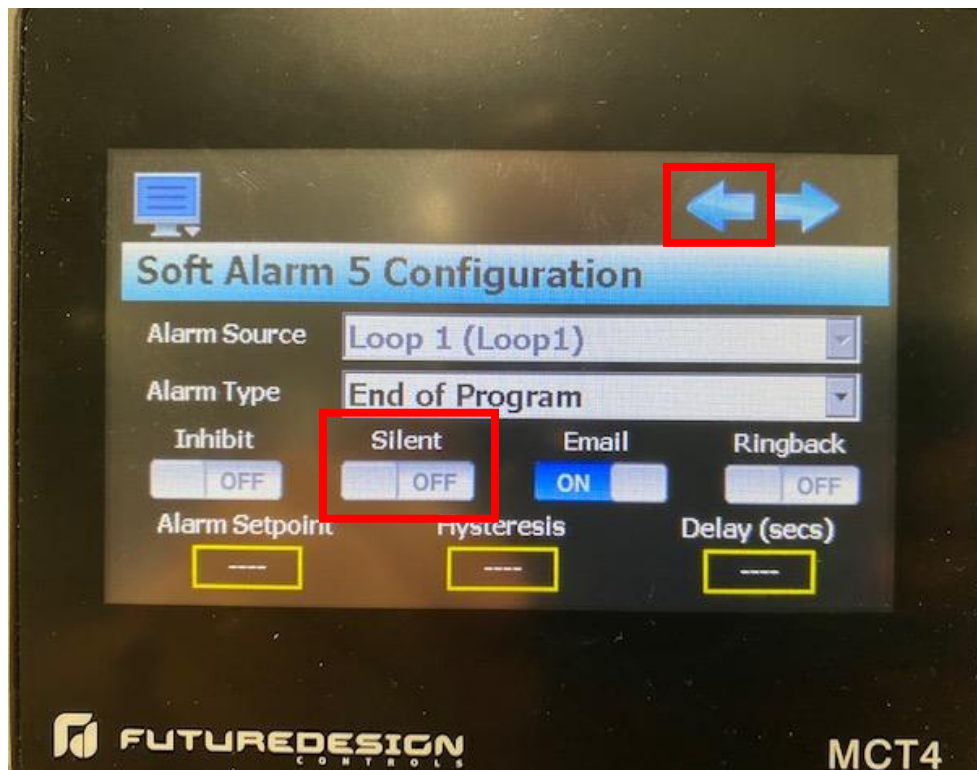
6. On the Exit Application screen, press the “Exit Application (configuration mode startup)” button.



7. Press “Yes” at the prompt to exit the application.
8. Once the runtime application quits and the desktop is shown (black screen with the words “System Startup Please Wait...”), turn off power to the MCT4.
9. From MCT4 Configuration, press the “Monitor” icon in the top left and select Setup > Soft Alarm Configuration.



10. Press left arrow to change to Soft Alarm 5. Change the Silent setting to OFF.



11. Press the "Monitor" icon in the top left and select >File > Exit> Then Yes.

12. Cycle the power when the System Startup Please Wait screen is displayed.