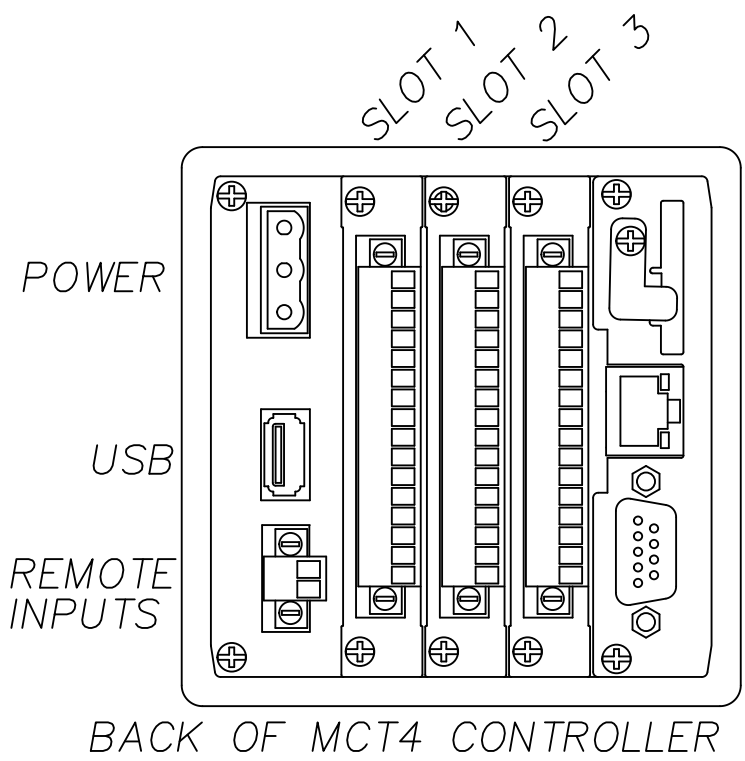


PROTOCOL PLUS TO MCT4		
PROTOCOL PLUS	MCT4	ACTUAL
1	UNUSED	
2	UNUSED	
3	DB9/1	
4	DB9/4	
5	DB9/5	
6	UNUSED	
7	UNUSED	
8	UNUSED	
9	UNUSED	
10	UNUSED	
11	SLOT 1/10	
12	SLOT 1/11	
13	SLOT 1/15	
14	SLOT 1/16	
15	SLOT 3/15	
16	SLOT 3/16	
17	SLOT 1/1	
18	SLOT 1/2	
19	SLOT 3/3	
20	SLOT 3/2	
21	SLOT 3/1	
22	SLOT 1/4	
23	SLOT 1/5	
24	SLOT 1/7	
25	SLOT 1/8	
26	SLOT 2/4	
27	SLOT 2/5	
28	SLOT 2/7	
29	SLOT 2/8	
30	POWER/3	
31	POWER/2	
32	POWER/1	

PROTOCOL3 TO MCT4		
PROTOCOL3	MCT4	ACTUAL
1	POWER 3	
2	POWER 2	
3	POWER 1	
4	SLOT 1/5	
5	SLOT 1/4	
6	SLOT 1/8	
7	SLOT 1/7	
8	SLOT 2/5	
9	SLOT 2/4	
10	SLOT 2/8	
11	SLOT 2/7	
12	SLOT 2/11	
13	SLOT 2/10	
14	SLOT 1/10	
15	SLOT 1/11	
16	UNUSED	
17	SLOT 1/15	
18	SLOT 1/16	
19	DB9/1	
20	DB9/4	
21	UNUSED	
22	UNUSED	
23	UNUSED	
24	UNUSED	
25	UNUSED	
26	SLOT 1/1	
27	SLOT 1/2	
28	SLOT 3/3	
29	SLOT 3/2	
30	SLOT 3/1	
31	UNUSED	
32	SLOT 3/15	
33	SLOT 3/16	

PROTOCOL TO MCT4 REQUIRES KIT 9-274766		
PROTOCOL	MCT4	ACTUAL
TS1 AC+	POWER SWITCH COMMON	
TS1 SWAC	POWER SW NO & MCT4 POWER 3	
TS1 AC-	MCT4 POWER 2	
GROUND	MCT4 POWER 3	
TS2 NC	MCT4 SLOT 3/1	
TS2 COM	MCT4 SLOT 3/2	
TS2 NO	MCT4 SLOT 3/3	
TS6 SSR+	MCT4 SLOT 1/1	
TS6 SSR-	MCT4 SLOT 1/2	
HIL+	MCT4 SLOT 3/15	
HIL-	MCT4 SLOT 3/16	
HILG	UNUSED	
SEN+	MCT4 SLOT 1/15	
SEN-	MCT4 SLOT 1/16	
SENG	UNUSED	



NOTE: ON ALL MCT4, JUMPER SLOT 2/15 TO SLOT 2/16

REV	DATE	BY	DESCRIPTION OF CHANGE	ECO #
1	10/13/22	DOB	ADDED PROTOCOL WIRING TABLE	
2	5/2/22	DOB	SLOT 1 TO PC114 SLOT 2 TO P1111	

UNLESS OTHERWISE SPECIFIED DIMENSIONAL TOLERANCES ARE:

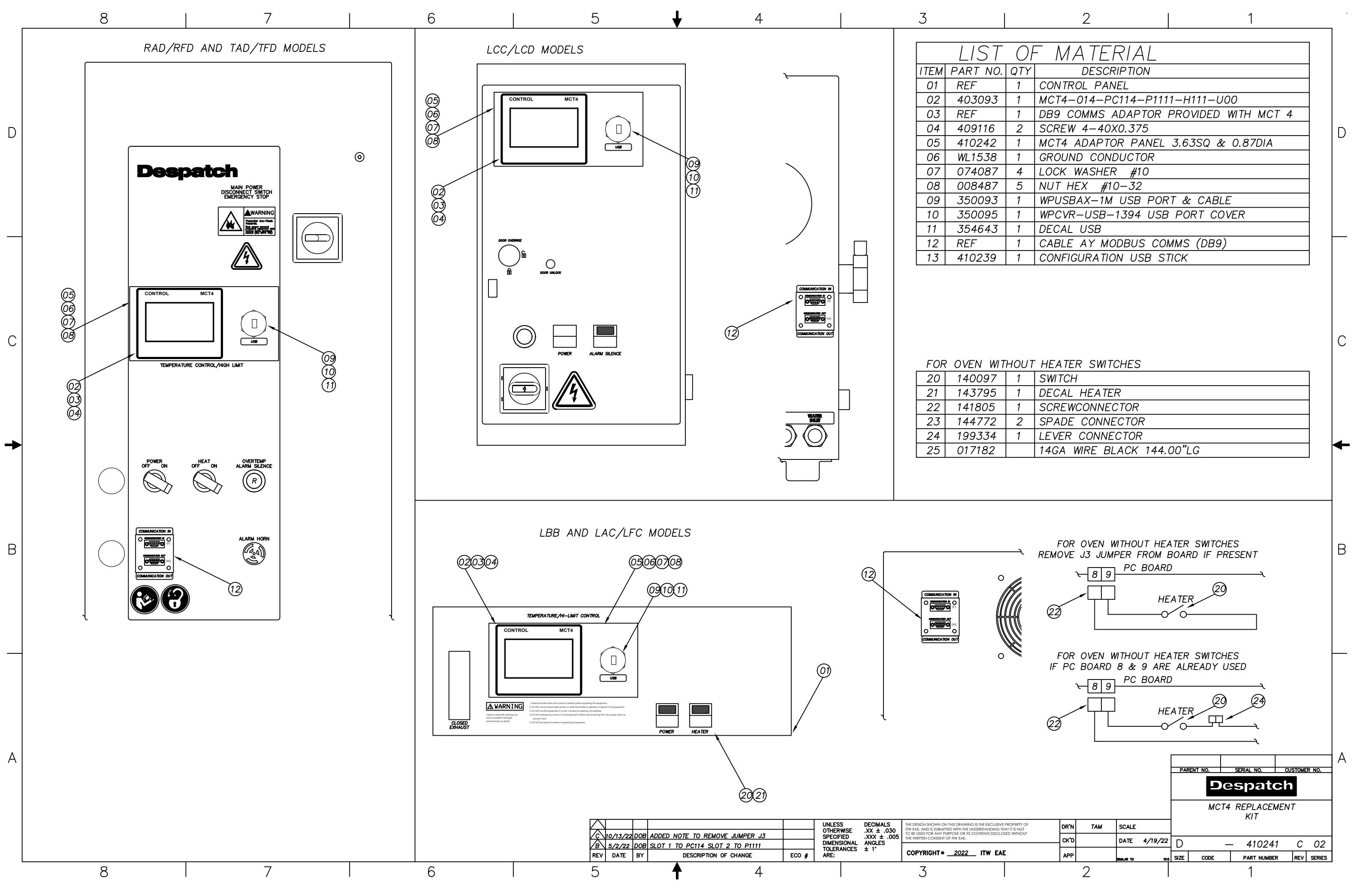
DECIMALS .XX ± .030 .XXX ± .005 ANGLES ± 1°

THE DESIGN SHOWN ON THIS DRAWING IS THE EXCLUSIVE PROPERTY OF ITW EAE. AND IS SUBMITTED WITH THE UNDERSTANDING THAT IT IS NOT TO BE USED FOR ANY PURPOSE OR ITS CONTENTS DISCLOSED WITHOUT THE WRITTEN CONSENT OF ITW EAE.

COPYRIGHT © 2022 ITW EAE

DR'N	TAM	SCALE
CK'D		DATE 4/19/22
APP		SIMILAR TO

PARENT NO.	SERIAL NO.	CUSTOMER NO.
<b>Despatch</b>		
MCT 4 REPLACEMENT KIT		
D	410241	C 01
SIZE	CODE	PART NUMBER
REV	SERIES	



RAD/RFD AND TAD/TFD MODELS

LCC/LCD MODELS

LIST OF MATERIAL

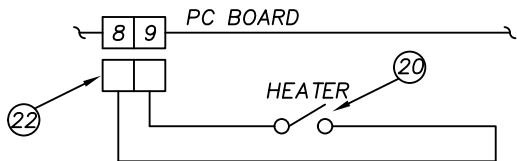
ITEM	PART NO.	QTY	DESCRIPTION
01	REF	1	CONTROL PANEL
02	403093	1	MCT4-014-PC114-P1111-H111-U00
03	REF	1	DB9 COMMS ADAPTOR PROVIDED WITH MCT 4
04	409116	2	SCREW 4-40X0.375
05	410242	1	MCT4 ADAPTOR PANEL 3.63SQ & 0.87DIA
06	WL1538	1	GROUND CONDUCTOR
07	074087	4	LOCK WASHER #10
08	008487	5	NUT HEX #10-32
09	350093	1	WPUSBAX-1M USB PORT & CABLE
10	350095	1	WPCVR-USB-1394 USB PORT COVER
11	354643	1	DECAL USB
12	REF	1	CABLE AY MODBUS COMMS (DB9)
13	410239	1	CONFIGURATION USB STICK

FOR OVEN WITHOUT HEATER SWITCHES

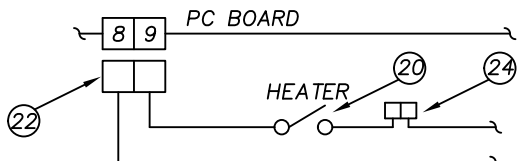
20	140097	1	SWITCH
21	143795	1	DECAL HEATER
22	141805	1	SCREWCONNECTOR
23	144772	2	SPADE CONNECTOR
24	199334	1	LEVER CONNECTOR
25	017182		14GA WIRE BLACK 144.00"LG

LBB AND LAC/LFC MODELS

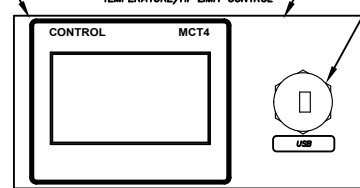
FOR OVEN WITHOUT HEATER SWITCHES  
REMOVE J3 JUMPER FROM BOARD IF PRESENT



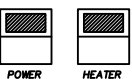
FOR OVEN WITHOUT HEATER SWITCHES  
IF PC BOARD 8 & 9 ARE ALREADY USED



TEMPERATURE/HI-LIMIT CONTROL



**WARNING**  
Failure to heed this warning can result in property damage, personal injury or death.  
1. Do not use this equipment in any hazardous or explosive atmosphere.  
2. Do not use any flammable solvent or other flammable or explosive material in this equipment.  
3. Do not use the equipment in wet, corrosive or explosive atmosphere.  
4. Do not attempt any service on this equipment without disconnecting the main power switch or power cord.  
5. Do not exceed the maximum operating temperature.



REV	DATE	BY	DESCRIPTION OF CHANGE	ECO #
A	10/13/22	DOB	ADDED NOTE TO REMOVE JUMPER J3	
B	5/2/22	DOB	SLOT 1 TO PC114 SLOT 2 TO P1111	

UNLESS OTHERWISE SPECIFIED DIMENSIONAL TOLERANCES ARE:  
DECIMALS .XX ± .030 .XXX ± .005 ANGLES ± 1°

THE DESIGN SHOWN ON THIS DRAWING IS THE EXCLUSIVE PROPERTY OF ITW EAE, AND IS SUBMITTED WITH THE UNDERSTANDING THAT IT IS NOT TO BE USED FOR ANY PURPOSE OR ITS CONTENTS DISCLOSED WITHOUT THE WRITTEN CONSENT OF ITW EAE.  
COPYRIGHT © 2022 ITW EAE

DR'N TAM SCALE  
CK'D DATE 4/19/22  
APP SIMILAR TO RIS

PARENT NO.		SERIAL NO.		CUSTOMER NO.
<b>Despatch</b>				
MCT4 REPLACEMENT KIT				
D — 410241 C 02				
SIZE	CODE	PART NUMBER	REV	SERIES